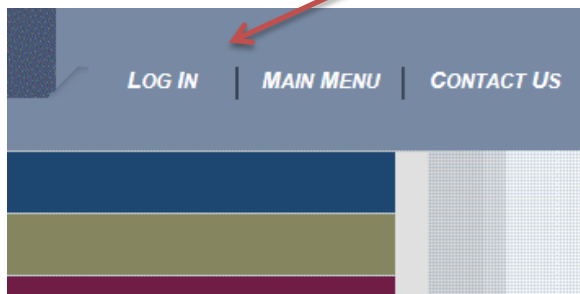
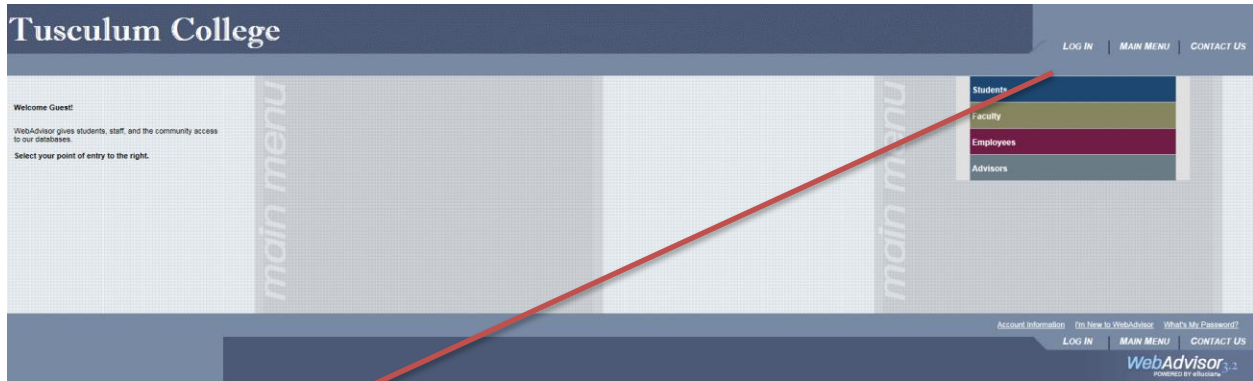
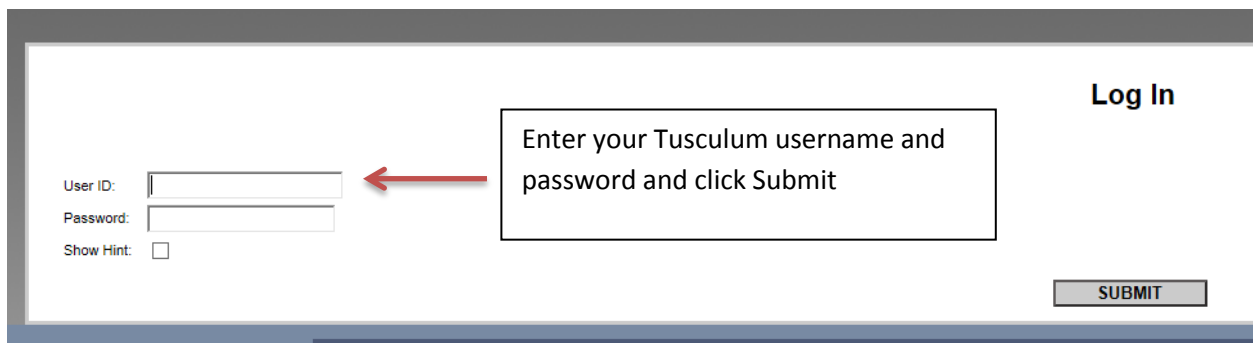


# Making Payment Plan payments in WebAdvisor


To access WebAdvisor, visit: <https://my.tusculum.edu/webadvisor/>



Click on the 'Log In' link in the upper right-hand corner of the page and then enter your Tusculum username and password



Once you are logged in, click on the 'Students' menu



Next, click on 'View Account and Make Payments'

**CURRENT STUDENTS - WEBADVISOR FOR STUDENTS MENU**

The following links may display confidential information.

**User Account**

- [What's my User ID?](#)
- [Change Password](#)

**Financial Information**

- [View Account and Make Payments](#) ←
- [Make a Payment](#)
- [Account Summary](#)
- [Account Summary by Term](#)
- [View My Payment Plan Schedule](#)
- [1098 Electronic Consent](#)
- [View My 1098-T Forms](#)
- [View My 1098-E Forms](#)
- [View My T4A Information](#)

**Financial Aid**

- [Financial aid status by year](#)
- [Financial aid status by term](#)
- [Financial aid award letter](#)
- [Financial Aid Shopping Sheet](#)
- [Financial aid loan application](#)
- [Change my requested loan amount](#)

You will be directed to your account details and payments page. The balance due is pre-entered in the 'Amount to Pay' box. You may change this amount to the amount you wish to pay or pay the full amount.

#### Make a Payment

Select the items that you would like to pay and Choose a Payment Method below

Total Payment [REDACTED] Choose a Payment Method [v] Proceed to Payment

Expand All

Balance Forward [REDACTED]

Select	Item	Payment Group	Date Due	Amount Due	Amount to Pay
<input checked="" type="checkbox"/>	Active Student Receivable	WESPY	6/24/2013 (Overdue)	\$27.00	[REDACTED]

Other [REDACTED]

Total Amount Due [REDACTED]

Use the 'Choose a Payment Method' dropdown to select the Credit Card. You may pay with Discover, Visa or Mastercard.

Choose a Payment Method [v] Proceed to Payment

Click 'Proceed to Payment' once you have selected the Payment Method

The Payment Review page allows you to verify the settings you selected on the 'Make A Payment' page. Once you have reviewed your payment information, please click the Pay Now button at the bottom of the page.


Payment Review [Account Summary](#)  
Review your Payment Information [Make Payment](#)

---

Payment Review

Payment Information	
Item	Amount
Active Student Receivable	\$5.00
Total Payment Amount	\$5.00

Payment Method: Visa

Click Pay Now 

Pay Now

You will be directed to the Payments Page where you can enter your Credit Card details. Your most recent contact information will be populated into the Name and Address boxes.






**Tusculum College**

---

Order summary  
Total (USD): 5.00

Pay with credit or debit card

Card Number

Expiration Date mm / yy  /

CSC   
[What is this ?](#)

**Billing Address**

First name

Last name

Country (optional)

Billing address


City

State


ZIP

Phone Number (optional)

Email Address

Click Pay Now 

Pay Now

Secure payments by  PayPal

Once you have entered your Credit Card details, please click the 'Pay Now' button.